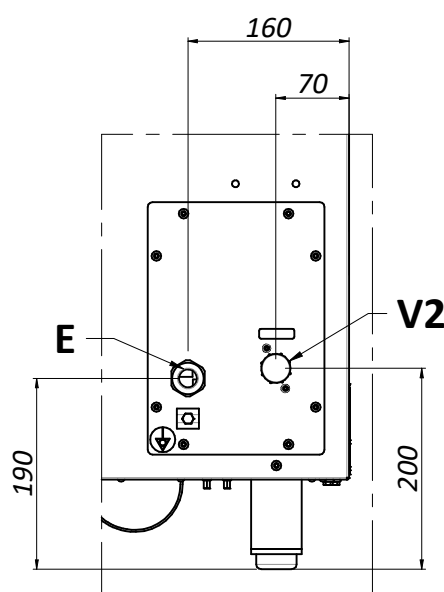
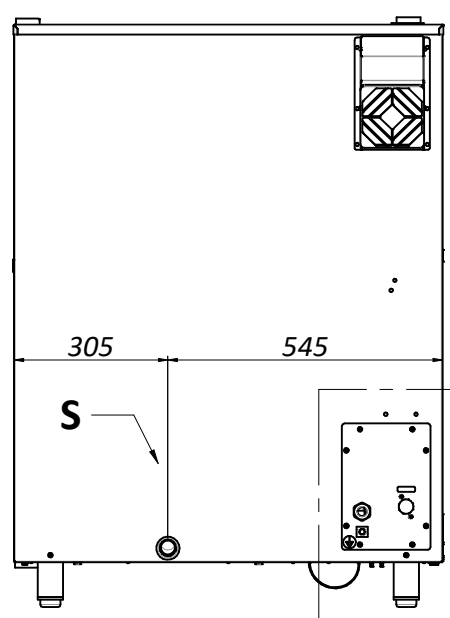
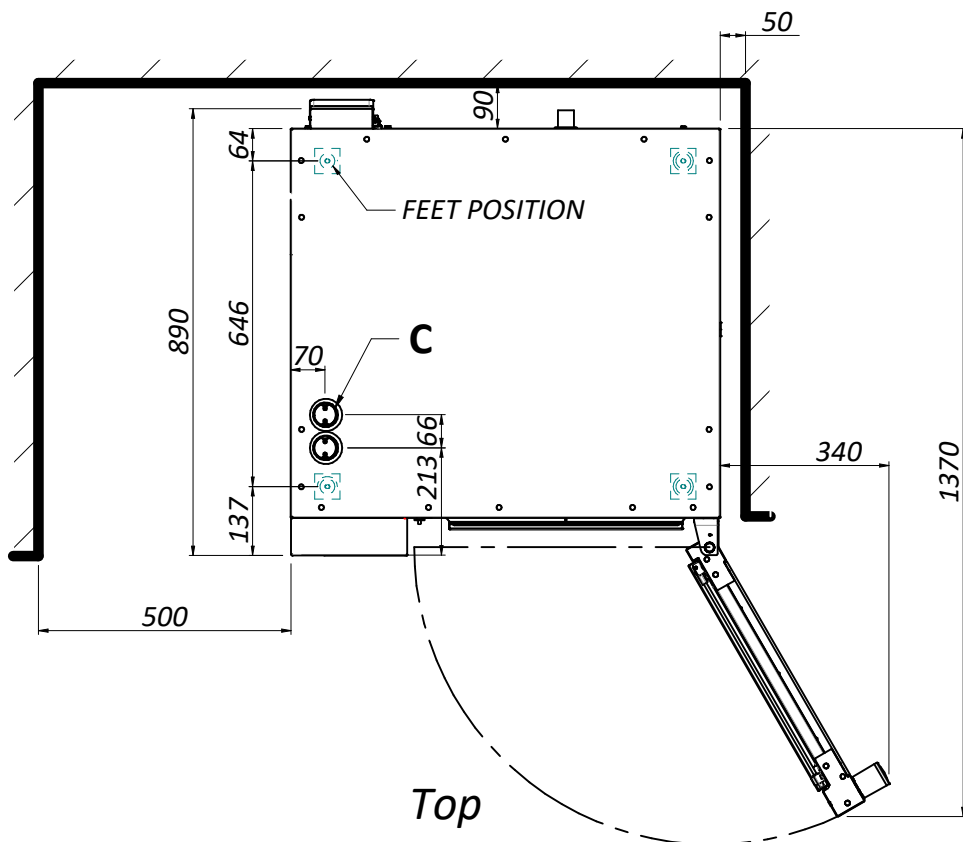
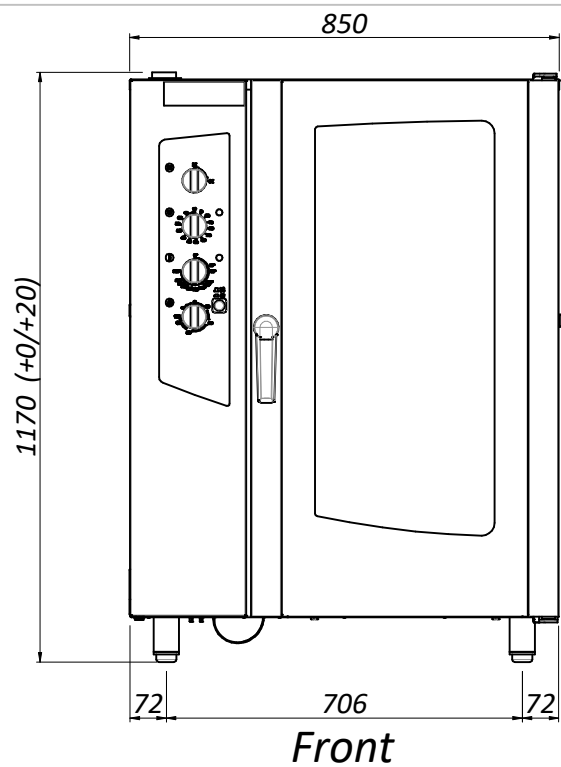


# Technical Data Sheet KARMA 10T

**YESOVENS**  
CONTEMPORARY ART



**C:** Steam outlet chimney / Air inlet chimney  
**V2:** Steam solenoid valve  
**E:** Electric connection  
**S:** Drain water

## Dimensions and weight

Oven width: 850mm  
Oven depth: 890mm  
Oven height: 1170mm  
Net weight full optional: 125 kg

Packaging width: 915 mm  
Packaging depth: 1000 mm  
Packaging height: 1330 mm  
Weigh with packaging full optional: 145 kg  
Packaging volume: 1.22 m<sup>3</sup>

## Installation

Minimum left side distance: 500 mm  
Minimum right side distance: 50 mm  
Minimum back distance: 50 mm  
Min. distance from heat sources: 500 mm

## Electrical connection

Supply: 380-415 V 3N 50/60 Hz  
230 V 3P 50/60 Hz

Max power: 17 kW

Current: 28 A  
49 A

Cable: 5x4mm<sup>2</sup>  
H07RN-F

## Water connection

Water wash connection V1: 3/4"  
Steam water connection V2: 3/4" softened  
Water pressure: 1.5-5 bar  
Water hardness: 4° d  
Minimum Condutance: 50 µS/cm  
Exhaust size S: 1"

## Capacity

Trays type: GN11  
Number of trays: 10  
Distance between trays: 80 mm  
Max load: 45 kg  
Max load single tray: 5 kg

IP rating: IPx4

393900010 Rev02 TECHNICAL\_DATA\_SHEET\_KARMA\_10T\_G19

YESOVENS SRL

Via dell'industria 1 - 35010 Borgoricco (PD) Italy - T.+39 0499336455 - F. +39 049 9335611 - info@yesovens.it - www.yesovens.it